

Nelson St Philip's C of E Primary School

We love to learn. We learn to love. We love and learn together



Class Pendle

Remote Learning

Friday 26th February 2021

Daily Lesson Timetable	Year 1 (approximately)	Reception (approximately)
Phonics	20 minutes	20 minutes
English	45 minutes	30 minutes
Maths	55 minutes	30 minutes
Fun Time Friday		
Reading time	30 minutes	15 minutes
Handwriting/ Spelling	10 minutes	10 minutes
PE	30 minutes	30 minutes
Worship	15 minutes	15 minutes

Mrs Variyam's Phonics

Can you read these words?

Today's sound is the trigraph 'air'.

air

That's not fair! AIR!



Remember a trigraph is when three letters make one sound.

Watch your lesson here:


[https://www.youtube.com/watch?](https://www.youtube.com/watch?v=J1N981p2sOw&list=PLSGbfkpGVgWlQd6sfrxi8OC_Gn0snDDpM&index=11)

[v=J1N981p2sOw&list=PLSGbfkpGVgWlQd6sfrxi8OC_Gn0snDDpM&index=11](https://www.youtube.com/watch?v=J1N981p2sOw&list=PLSGbfkpGVgWlQd6sfrxi8OC_Gn0snDDpM&index=11)


Can you write these words in your book?



Ch_



S. _



h _



f _

lair

hair

pair

fair

cairn

Miss Nuttall's Phonics

Today we are going to focus on some of our tricky words

First I would like you to listen to the tricky word song.

<https://www.youtube.com/watch?v=R087lYrRpgY>

Next play tricky word trucks. Please practice Phase 2 and phase 3 tricky words.

<https://www.phonicsplay.co.uk/resources/phase/2/tricky-word-trucks>

Finally please can you practice these tricky words by putting them into a sentence.

- was
- he
- my
- you
- her



Mrs Hussain's Phonics

Today's sound is the trigraph... 'ear'



Hear with your ear., EAR!

Remember a trigraph is when three special friends make 1 sound.

Watch your lesson here

https://www.youtube.com/watch?v=JYNFGSuENjg&list=PLSGbfkpGVgWlQd6sfrxi8OC_Gn0snDDpM&index=26

Can you read these words?

g ear

f ear

n ear

y ear

Can you write these words in your book? Use the sound buttons to help.



B _ .



g _



t _



_

Extra Phonics

Remember you can always use games to practice your phonics

- Tricky word snap
- I spy
- Sound hunt



www.phonicsplay.co.uk



www.phonicsbloom.com

English To take on the role of a character

Today we are going to pretend to be Jack. Imagine that when Jack gets home he writes in his diary about what has happened and all about the furious giant. What do you think Jack would say in his diary?

Watch Miss Nuttall's lesson here.

<https://www.loom.com/share/4777ef7097b84482b973b50171275c55>

Task: Write a diary entry, pretending to be Jack describing the giant and what happened today.

You will find some more support for reception parents on the next slide.



English To take on the role of a character.

Reception, try your best to complete this task. Use your Fred fingers to help you, do not copy from an adult. Remember adults, not all words will be correct and depending on your child's level they may only write one sound for each word. If it is unclear what your child has written please write their sentence over the top.



A few examples of acceptable spellings include; Gint for giant, angree/ angri, scree/scri for scary, frius for furious.

It is normal for them to miss sounds out of words at this stage.

caring	clever	brave	bold
happy	cross	horrible	sly
wise	kind	grumpy	scary
angry	helpful	rude	cunning
ugly	gentle	mean	furious
nasty	handsome	noble	smart
unkind	wicked	polite	evil
friendly	pretty	shy	cruel
beautiful	honest	calm	charming

Reception Maths: To combine two groups of objects.

We are going to be using White Rose Maths to help us with our learning today.

First I would like you to count forwards to and backwards from 20.


Next, I would like you to watch the video of 'combing 2 groups together'
Combing groups means we are adding numbers together, Please watch the second of these videos. The image should be an under the sea theme.

<https://whiterosemaths.com/homelearning/early-years/growing-6-7-8-week-2/>

Next, complete the questions on the next page.

You can use drawings or counters (pasta, socks, buttons) from around your house if you need to.

Combining 2 groups



Reception Maths: To combine two groups of objects.

Look at the picture carefully and answer the questions. If you find the first set of questions easy. Try the challenge. Yes you may still use counters to help you.

Task 1

Write the answers in the circles. Then, write the number sentence on the line below.

$$\text{BOOM!} + \text{BOOM!} + \text{BOOM!} = \bigcirc$$

$$\text{Hero 1} + \text{Hero 1} + \text{Hero 1} + \text{Hero 1} = \bigcirc$$

$$\text{Hero 2} + \text{Hero 2} + \text{Hero 2} + \text{Hero 2} + \text{Hero 2} = \bigcirc$$

$$\text{Hero 3} + \text{Hero 3} + \text{Hero 3} + \text{Hero 3} + \text{Hero 3} = \bigcirc$$

$$\text{Hero 4} + \text{Hero 4} + \text{Hero 4} + \text{Hero 4} + \text{Hero 4} + \text{Hero 4} + \text{Hero 4} = \bigcirc$$

Challenge

Write the answers in the circles. Then, write the number sentence on the line below.

$$3 + \text{BOOM!} + \text{BOOM!} = \bigcirc$$

$$2 + \text{Hero 5} + \text{Hero 5} + \text{Hero 5} + \text{Hero 5} = \bigcirc$$

$$0 + \text{Hero 6} + \text{Hero 6} + \text{Hero 6} = \bigcirc$$

$$5 + \text{Hero 7} + \text{Hero 7} + \text{Hero 7} + \text{Hero 7} + \text{Hero 7} = \bigcirc$$

$$6 + \text{Hero 8} + \text{Hero 8} + \text{Hero 8} = \bigcirc$$

Year 1 Maths: To describe direction using top, middle, bottom

First, listen to the 'count by 2s' song.

<https://www.youtube.com/watch?v=OCxvNtrcDIs>

Next, watch Miss Nuttall's video on describing directions.

<https://www.loom.com/share/dfd6f737d7844932aeb52b6e37494c5e>

Then, complete the questions on the following slides. I hope this is easier than switching to a different sheet. You do not need to print these questions. They can be answered in your book,

Year 1 Maths: To describe direction using top, middle, bottom


Use the vocabulary;


- Top
- Middle
- Bottom


Guided Learning Task 1 (Complete the sentences).


top **middle** **bottom**




The  is on the _____ shelf.

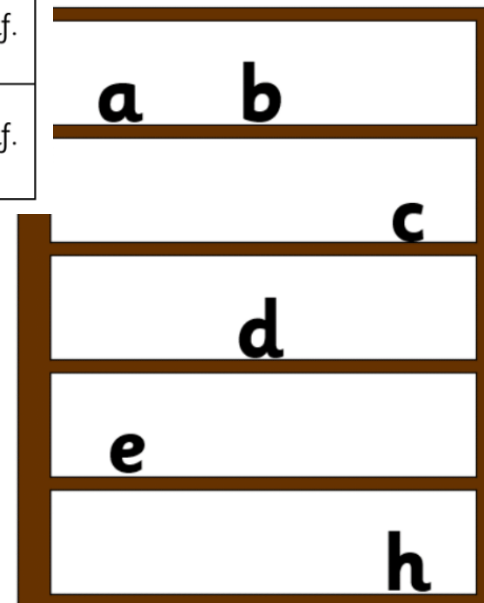
The  is on the _____ shelf.

The  is on the _____ shelf.

The  is on the _____ shelf.

The  is on the _____ shelf.

Guided Learning Task 2 (Write the letters in the correct places).



Move the d down one shelf.

Move the c up one shelf.

Move the a down two shelves.

Move the h up four shelves.

Move the e up two shelves.


Draw the shelves in your book,
and write the moved letter in a
new colour.

Year 1 Maths: To describe direction using top, middle, bottom.

Independent Learning Tasks



Tick the toys on the **bottom** shelf.



Tick the toys on the **top** shelf.



Tick the toys on the **middle** shelf.



Complete the sentences.

robot ball plane train bear boat truck rocket



The car is between the **piggy bank** and the _____ .

The doll is between the _____ and the **dinosaur** .

The windmill is between the _____ and the _____ .

The _____ is between the **books** and the **duck** .

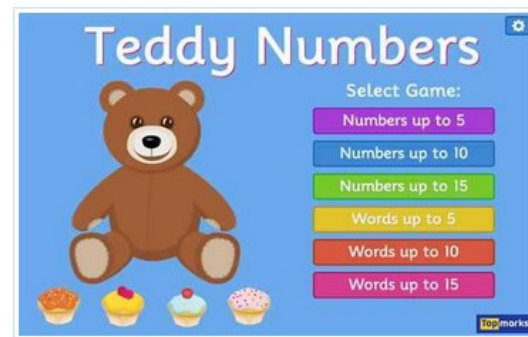
The _____ is between the _____ and the _____ .

If you do not have a printer, you may write the answer in your book.

Maths (Extra activities)

You can keep practicing your maths skills by;

- number songs with [Jack Hartmann on You tube](#)
- Playing maths games on [Top Marks](#)
- Playing maths games on [education.com](#)
- Making numerals out of household objects/
Lego
- Playing dominos
- Playing board games
- Playing cards



Fun Time Friday.- Screen Free Time

Every Friday afternoon we would like you to take some time away from all electronics and screens. So that you can take some time to relax and recharge. This includes you too adults. Please find below some ideas that you could do this afternoon. I will attach a list of other suggestions to our daily email

You could have a
Teddy Bear's
picnic



Perform a play





Make playdough.



Reading Group 1 (Mrs Variyam's & Miss Nuttall's Phonics Groups)



Ted has a big, red hat.



The pig sat in the mud in his pen.



The nut is in the cup.




Ken has a mug and a pan.



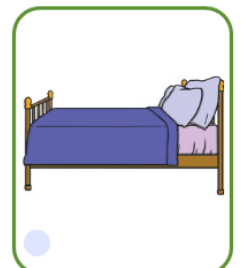

Sam has a pet.



The sad man had a net.



A cat and a rat hid in the hut.



Sid had a nap in the bed.

Using your phonics, read the sentences and point to/ tick the picture that matches the sentence. Try and read these sentences by yourself.

Reading Group 2 (Mrs Hussain's Phonics Groups)

Today, we are going to combine all of the reading skills we have looked at, to answer the questions below. Please try and read the passage independently, an adult can help you read the questions.

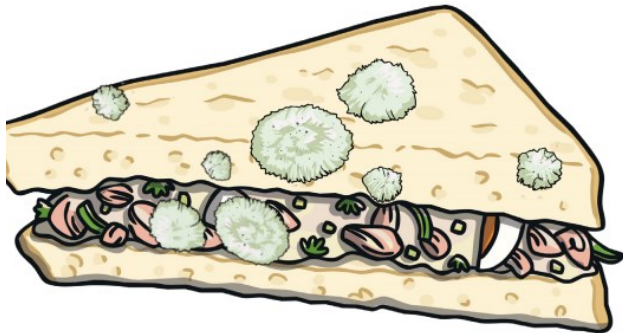
The Lost Sandwich

Did I tell you that I left a ham salad sandwich at the bottom of my backpack?

I put it in last week for lunch and I forgot that it was there.

It had green fluff on it when I got it out.

It was disgusting and I felt sick at the smell of it!



Read Together Quick Questions



1. Find and copy one word that means the same as 'horrible'.



2. What meat was on the sandwich? Tick one.

- chicken
 beef
 ham



3. Why might the author have forgotten about the sandwich?



4. Do you think that the author will forget about another sandwich in future?

Spellings

It's time to practice our spellings.

Reception

- 1) but
- 2) nut
- 3) cut
- 4) hut
- 5) gut

Year 1

- 1) happy
- 2) very
- 3) funny
- 4) party
- 5) dizzy
- 6) smelly
- 7) silly
- 8) jolly



P.E

Visit our 'PE at Home' page for your P.E challenge with Mr Ashworth



<https://www.st-philips.lancs.sch.uk/page/pe-at-home/89749>

Or try clicking on the images below for an alternative.



<https://www.youtube.com/user/CosmicKidsYoga>



<https://www.youtube.com/user/thebodycoach1>



<https://primarypeplanning.com/home-pe>

Worship

Visit our 'Worship at Home' page for our daily worship



<https://www.st-philips.lancs.sch.uk/page/worship-at-home/89768>