

# Nelson St Philip's C of E Primary School

*We love to learn. We learn to love. We love and learn together*



## Class Pendle

### Remote Learning

*Wednesday 27th January 2021*

Daily Lesson Timetable	Year 1 (approximately)	Reception (approximately)
Phonics	20 minutes	20 minutes
English	45 minutes	30 minutes
Maths	55 minutes	30 minutes
Science	45 minutes	30 minutes
Reading time	30 minutes	15 minutes
Handwriting/ Spelling	10 minutes	10 minutes
PE	30 minutes	30 minutes
Worship	15 minutes	15 minutes

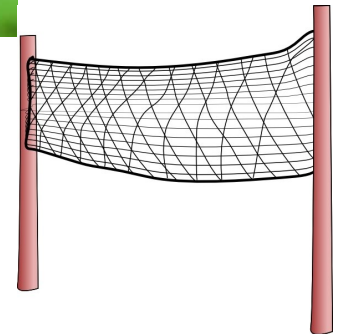
# Mrs Variyam's Phonics

Today we are going to recap all of the sounds we have learnt so far.

First, I would like you to join in with all of the sounds.

[https://www.youtube.com/watch?v=FeBYXp5\\_ZPM](https://www.youtube.com/watch?v=FeBYXp5_ZPM)

Next, I would like you to write a word to match each of these pictures.



# Miss Nuttall's Phonics

Can you read these words?

Today's sound is the digraph ... or

Shut the door. OR!



Watch your lesson here:

<https://www.youtube.com/watch?v=IRFOHp3CMAo>

Can you write these words in your book?

cork



torn



fort



cornet



c \_ .



sp \_ .



. ai . \_



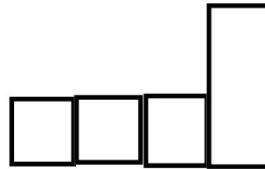
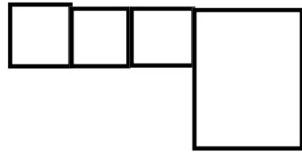
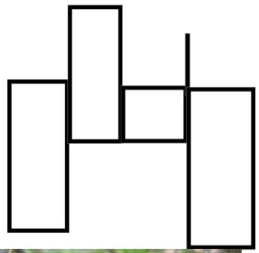
f \_ .

# Mrs Hussain's Phonics

Watch your lesson here;

<https://www.loom.com/share/0985e3d3fcf545118ee4fe98cf1dd65e>

If you did not complete these in the video, please complete them now. Remember 1 box = 1 sound.



## Extra Phonics

Remember you can always use games to practice your phonics

- Tricky word snap
- I spy
- Sound hunt



[www.phonicsplay.co.uk](http://www.phonicsplay.co.uk)



[www.phonicsbloom.com](http://www.phonicsbloom.com)

## English To perform a poem

In English one of the big targets we have is to be able to perform and recite poetry, without reading it from a piece of paper.

Today, I would like you to pick a nursery rhyme of your choice. It can be your favourite, one from the link, or one of the nursery rhymes on the next page. I would like you to learn this poem, you can use actions if you like to help you remember the words.

Next, if you can, I would like you to ask an adult to record your performance and send it to Miss Nuttall via email. Do not worry, I will not be posting these online.

I look forward to watching your performance.



## English LO: To perform a poem

You may pick a nursery rhyme from this video,

<https://www.youtube.com/watch?v=iyIDg6m4gA0>

Or from the images below



### Little Miss Muffet

Little Miss Muffet sat on a tuffet  
Eating her curds and whey,  
Along came a spider,  
Who sat down beside her  
And frightened Miss Muffet away.



### The Queen Of Hearts

The Queen of Hearts she made  
some tarts all on a summer's day,  
The Knave of Hearts he stole the  
tarts and took them clean away,  
The King of Hearts called for the  
tarts and beat the Knave full sore,  
The Knave of Hearts brought back  
the tarts and vowed he'd steal  
no more.



### Humpty Dumpty

Humpty Dumpty sat on a wall,  
Humpty Dumpty had a great fall.  
All the King's horses,  
And all the King's men  
Couldn't put Humpty  
together again!



Or a different nursery rhyme of your choosing.



Maths: To explore volume and capacity.

Today we are going to be comparing volume and capacity.

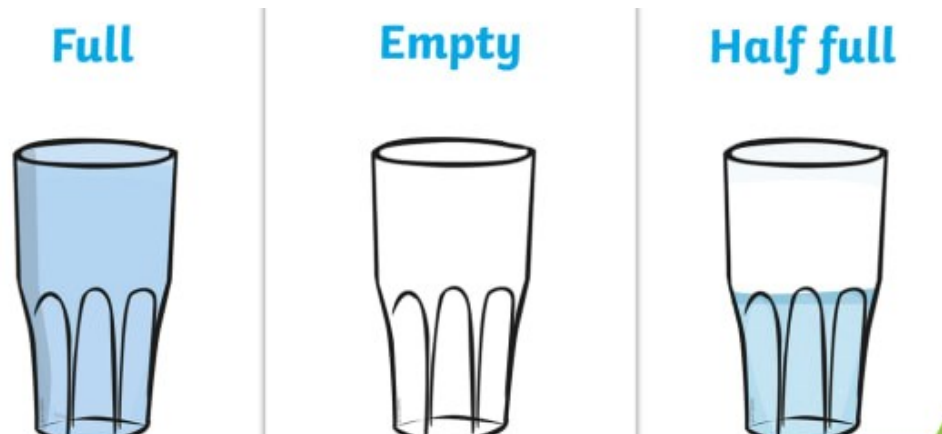
Remember...

Volume is how much liquid is in a container.

Capacity is how much a container can hold when it is full.

I would like all of you to watch Miss Nuttall's lesson,

<https://www.loom.com/share/747b612990284ff69bfce70e22894516>



# Reception Maths: To compare volume and capacity

Once you have watched our lesson, please complete the work sheet below. You can enlarge the image by clicking it.

27.01.21


LO: To compare volume and capacity.

Can you use the words in the box to label the following bottles?

full	nearly full	empty	nearly empty	half full
------	-------------	-------	--------------	-----------



Which container holds less? Please circle.



Which container holds more? Please circle.



Which container holds the least? Please circle.



Which container holds the most? Please circle.



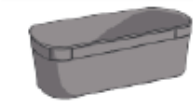
# Year 1 Maths: To compare and explore capacity.

Once you have watched our lesson, please complete the work sheet below. You can enlarge the image by clicking it.

27.01.21

LO: To compare volume and capacity.

Compare the two containers. Use the phrases less than, equal to and more than to complete the sentences.



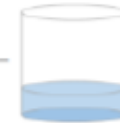
The ice cream tub holds \_\_\_\_\_



the plastic cup.



is



The bucket holds \_\_\_\_\_



the book tray.



is



The plastic cup holds \_\_\_\_\_



the water bottle.



is



The bowl holds \_\_\_\_\_



the pencil tin.



The book tray holds \_\_\_\_\_

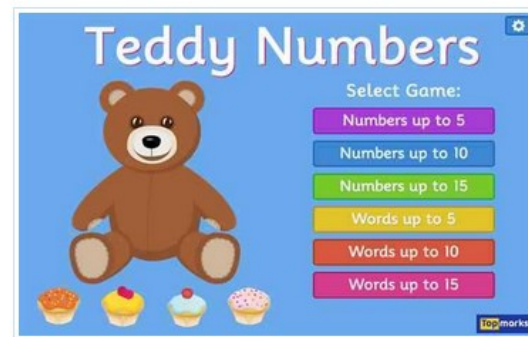


the ice cream tub.

# Maths (Extra activities)

You can keep practicing your maths skills by;

- number songs with [Jack Hartmann on You tube](#)
- Playing maths games on [Top Marks](#)
- Playing maths games on [education.com](#)
- Making numerals out of household objects/  
Lego
- Playing dominos
- Playing board games
- Playing cards



Science: To name the body part associated with touch.



Our hands...

What do they do?

Without them we wouldn't be able to ...

That's right, we wouldn't be able to feel. Our hands help us to touch and to feel.

Feeling (Touching) is one of our 5 senses. Over the next few weeks we will be learning about each of our senses and how they help us.

Watch this short clip about your sense of touch.

<https://www.bbc.co.uk/bitesize/clips/zg2vcwx>



## Science: To name the body part associated with touch.

### Task:

I would like you to go on a sensory treasure hunt. This can be done inside or you could venture outside for some exercise and to complete this task.

I would like you to touch lots of different items. What do they feel like? Smooth, rough, bumpy, soft... Use the word mat to help you describe the different textures you find.

Can you find me an object that feels...?

- bumpy
- silky
- hard
- smooth
- waxy
- spikey
- soft
- rough
- slippery





# Reading

This week our reading skill is vocabulary. It is important to have a large vocabulary so you can understand what you read. This week we are going to be looking at

extending  
out vocabu-  
lary.

Can you circle the word that describes the children?



The muddy children sat next to the hot fire.

Tick one word which means the same as the word you have chosen.

warm

dirty

funny

tent

Can you circle the word that describes the bags?



Uncle Bill put lots of heavy bags in his new car.

Tick one word which means the same as the word you have chosen.

light

fast


confused

weighty

Answer box | muddy (2) dirty (3) heavy (3) weighty (4)

## Handwriting

Today, either in your books or using the letter join website, I would like you to practice your letters with descenders. This means that part of the letters go below the line. I would like you practice the letters 'g, y, j and p', as shown below. Look carefully at where the letters sit on the line.



<https://www.letterjoin.co.uk/log-in.html>

Letter-join 

# P.E

Visit our 'PE at Home' page for your P.E challenge with Mr Ashworth



<https://www.st-philips.lancs.sch.uk/page/pe-at-home/89749>

Or try clicking on the images below for an alternative.



<https://www.youtube.com/user/CosmicKidsYoga>



<https://www.youtube.com/user/thebodycoach1>



<https://primarypeplanning.com/home-pe>

# Worship

Visit our 'Worship at Home' page for our daily worship



<https://www.st-philips.lancs.sch.uk/page/worship-at-home/89768>