

Nelson St Philip's C of E Primary School

We love to learn. We learn to love. We love and learn together



Class Pendle

Remote Learning

Tuesday 19th January 2021

Daily Lesson Timetable	Year 1 (approximately)	Reception (approximately)
Phonics	20 minutes	20 minutes
English	45 minutes	30 minutes
Maths	55 minutes	30 minutes
Computing	45 minutes	30 minutes
Reading time	30 minutes	15 minutes
Handwriting/ Spelling	10 minutes	10 minutes
PE	30 minutes	30 minutes
Worship	15 minutes	15 minutes

Mrs Variyam's Phonics

Today's sound is the diagraph...sh



Remember start on the line, then slither down the snake, down the horse's head to the hooves and over his back

Watch your lesson here

<https://www.youtube.com/watch?v=m9EUUA9DZCA>

Can you write these words in your book?



Can you read these words?

cash



shell



shock



Miss Nuttall's Phonics

Can you read these words?

Today's sound is the digraph... ee

ee

What can you see? EE



what can you see?

Watch your lesson here

https://www.youtube.com/watch?v=2ayayozjF_k

see



feel



weep



deep



Can you write these words in your book?



f _ .



_ _ .



t _ _



_ _ n

Mrs Hussain's Phonics

Watch your lesson here

<https://www.youtube.com/watch?v=cNY5dwyAtoM>

Create your own sentences using the words below;

- shrink
- wink
- sink,
- think
- tank



Extra Phonics

Remember you can always use games to practice your phonics

- Tricky word snap
- I spy
- Sound hunt



www.phonicsplay.co.uk




www.phonicsbloom.com

English LO: To infer a character's speech.

Today we are going to be thinking about what the characters might be saying to each other.

Characters speak throughout a story, and when you write your own story is it important to include speech, to help the reader understand what is happening.



On the next page you will see several images I would like you to think about what the characters are saying. Complete each speech bubble. If you do not have a printer, draw the speech bubble in your remote learning booklet.


Reception: try and write the full sentence if you can, using finger spaces and full stops.

Year 1: remember to use all of your year 1 skills, especially your phonics.

English To infer a character's speech

Look carefully at the images. What do you think the characters are saying?

Don't worry, I will rescue you!



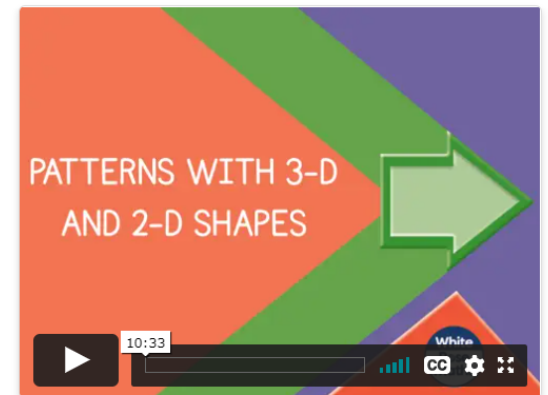
Maths LO: To describe and create repeating patterns.

Please watch the 'Patterns with 3D and 2D shape' video at the bottom of the page. Follow the link below;

<https://whiterosemaths.com/homelearning/year-1/week-10-geometry-shape/>


You do not need to complete the worksheets mentioned in the video.

Please see the following slides, for the relevant tasks for your age group.



Reception Maths: To describe and create repeating patterns.

Task: Look at my pictures. Can you describe the pattern? What comes next?



























Using objects from your home, please can you make me a pattern of

- 2 colours?
- 2 shapes?
- 3 different objects?

You can use any objects from your home, they do not have to be matching. For example you could have a red sock and a tomato, or a blue sock and a green sock. They are both red and both socks.

Year 1 Maths: To describe and complete patterns

Task: Please complete the sheet below. If you do not have a printer, please draw the shapes in your remote learning booklet.

1)								
2								
3								
4								

Challenge

Amir and Eva are making patterns.

Eva



Amir



Eva

Our patterns are exactly the same.

Our patterns are different.



Amir

Who do you agree with?

Explain your answer.

Answers

1) square, diamond 2) Green oblong, pink oblong 3) Square, oblong

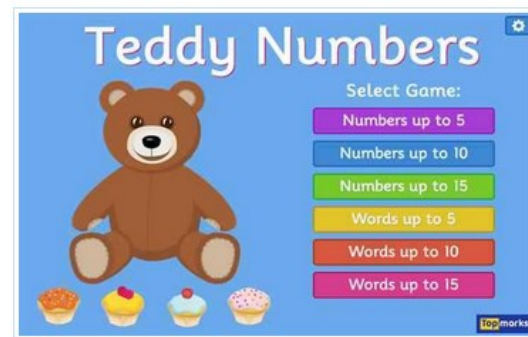
4) Diamond, oblong,

Challenge: Amir is correct as the triangle are different orientations (some are upside down)

Maths (Extra activities)

You can keep practicing your maths skills by;

- number songs with [Jack Hartmann on You tube](#)
- Playing maths games on [Top Marks](#)
- Playing maths games on [education.com](#)
- Making numerals out of household objects/
Lego
- Playing dominos
- Playing board games
- Playing cards



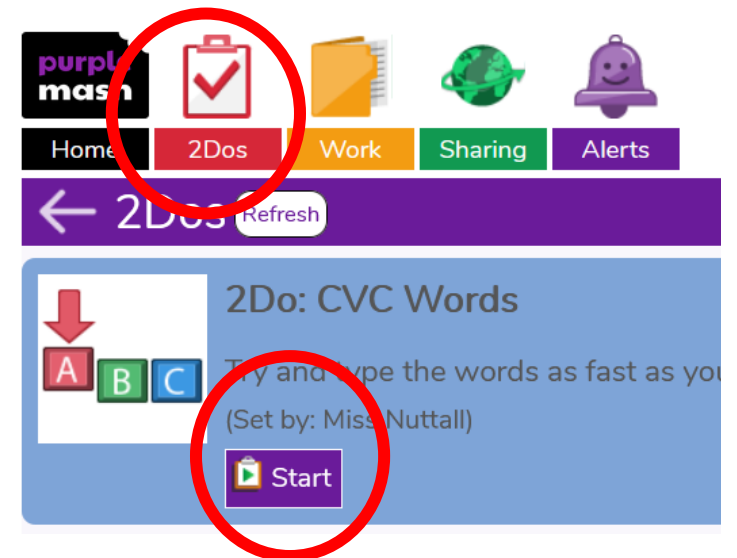
Computing:

Last week we looked at finding different keys on a keyboard. Today we are going to take it one step further and try to type some CVC words against the clock.

Click on the link below, to access purple mash. Following this click 2do's and begin. Please ensure you hand your work in at the end so I can see it.

<https://www.purplemash.com/sch/nelson-stphilip>

If you do not have access to a laptop, PC or tablet then please see the next slide.



This activity will be available all week so you can try and beat your score!

Computing:

If you do not have access to a keyboard. Find and press the keys on the picture to type the following words...

- cat
- dog
- pat
- bin
- man
- tin
- mat
- bag



Reading

This week our reading skill is retrieval. This means we need to look at the text or image to find the answer. Retrieval questions normally begin with 'what'. Click on the image to increase its size.



- 1) What shape is the door?
- 2) What colour is the post box?
- 3) How many windows are there?
- 4) What shape are the windows?

Answers box 1) a circle 2) a blue 3) two 4) semi circles

Spelling

It's time to practice spelling our high frequency words

Reception

1. of
2. a
3. no
4. dog
5. cat

Year 1

1. here
2. there
3. where
4. love
5. house



P.E

Visit our 'PE at Home' page for your P.E challenge with Mr Ashworth



<https://www.st-philips.lancs.sch.uk/page/pe-at-home/89749>

Or try clicking on the images below for an alternative.



<https://www.youtube.com/user/CosmicKidsYoga>



<https://www.youtube.com/user/thebodycoach1>



<https://primarypeplanning.com/home-pe>

Worship

Visit our 'Worship at Home' page for our daily worship



<https://www.st-philips.lancs.sch.uk/page/worship-at-home/89768>